





District Health Assessment for Multiple District 403 through December 2025

		Clubs							Membership							Member Strength		Cancellation		Reports			Finance	Leadership			
District Name	Status/ Number of Months in Status *	Active Clubs	Clubs in Status Quo	Total Clubs	% Status Quo Clubs in Financial Suspension	New Clubs	Cancelled Clubs	YTD Net Club Gain/Loss	Current Members In Active Clubs	Current Members In Status Quo Clubs	Current Total Members Count	YTD Add	YTD Drop	YTD NetGrowth (includes Active and Status Quo)	YTD NetGrowth% (includes Active and Status Quo)	Member Count 12 Months Ago	Average Member Count Per Club	% of Clubs with less than 20 members	Average Cancelled Club Age	Members Lost Due to Cancelled Clubs	% of Clubs Reporting Service	% No MMR in 3 Months	% No Officer Report in 12 months	% of Clubs with balance 90+ days	Number of Zone Chairs Recorded	Number of Region Chairs Recorded	District Officers Vacancies **
403 A1		86	1	87	100%	2	5	-3	1883	22	1905	116	197	-81	-4.08%	1,844	22	38%	9	64	85%	57%	8%	15%	15	4	
403 A2		108	0	108	0%	1	13	-12	2242	0	2242	163	350	-187	-7.70%	2,346	21	52%	6	181	100%	54%	0%	8%	22	7	
403 A3		76	2	78	50%	3	1	2	1874	32	1906	123	128	-5	-0.26%	1,889	25	29%	2	20	95%	62%	1%	13%	17	8	
403 A4		70	3	73	100%	2	2	0	1682	86	1768	130	148	-18	-1.01%	1,727	24	29%	8	30	99%	48%	0%	7%	14	4	
403 B1	T(4)	73	4	77	50%	0	9	-9	1150	62	1212	123	232	-109	-8.25%	1,361	16	71%	6	101	71%	64%	6%	23%	22	7	
		413	10	423	70%	8	30	-22	8831	202	9033	655	1055	-400	-4.24%	9,167	22	44%	6	396	91%	57%	3%	13%	90	30	




District Health Assessment for Multiple District 404 through December 2025

		Clubs							Membership							Member Strength		Cancellation		Reports			Finance	Leadership			
District Name	Status/ Number of Months in Status *	Active Clubs	Clubs in Status Quo	Total Clubs	% Status Quo Clubs in Financial Suspension	New Clubs	Cancelled Clubs	YTD Net Club Gain/Loss	Current Members In Active Clubs	Current Members In Status Quo Clubs	Current Total Members Count	YTD Add	YTD Drop	YTD NetGrowth (includes Active and Status Quo)	YTD NetGrowth% (includes Active and Status Quo)	Member Count 12 Months Ago	Average Member Count Per Club	% of Clubs with less than 20 members	Average Cancelled Club Age	Members Lost Due to Cancelled Clubs	% of Clubs Reporting Service	% No MMR in 3 Months	% No Officer Report in 12 months	% of Clubs with balance 90+ days	Number of Zone Chairs Recorded	Number of Region Chairs Recorded	District Officers Vacancies **
404 A2	T(3)	74	0	74	0%	3	0	3	1628	0	1628	202	132	70	4.49%	1,598	22	54%	0	0	77%	43%	7%	34%	25	11	
404 A3		52	3	55	100%	1	4	-3	1269	41	1310	134	134	0	0.00%	1,246	24	47%	12	60	85%	31%	4%	24%	16	8	
404 A4		65	1	66	100%	2	4	-2	1212	6	1218	95	146	-51	-4.02%	1,280	19	55%	5	58	62%	47%	3%	50%	18	9	
404 B2		105	0	105	0%	4	0	4	2499	0	2499	271	152	119	5.00%	2,136	24	37%	0	0	70%	37%	6%	47%	23	12	
404 B3		76	0	76	0%	2	1	1	1833	0	1833	201	151	50	2.80%	1,623	24	30%	5	17	91%	34%	8%	38%	18	8	
404 B4		72	0	72	0%	5	0	5	1731	0	1731	262	112	150	9.49%	1,499	24	36%	0	0	71%	46%	7%	39%	30	12	
		444	4	448	100%	17	9	8	10172	47	10219	1165	827	338	3.42%	9,382	23	42%	8	135	75%	40%	6%	40%	130	60	




District Health Assessment for Multiple District 410 through December 2025

 Status/ District Name Number of Months in Status *		Clubs							Membership							Member Strength		Cancellation		Reports			Finance	Leadership			
		Active Clubs	Clubs in Status Quo	Total Clubs	% Status Quo Clubs in Financial Suspension	New Clubs	Cancelled Clubs	YTD Net Club Gain/ Loss	Current Members In Active Clubs	Current Members In Status Quo Clubs	Current Total Members Count	YTD Add	YTD Drop	YTD NetGrowth (includes Active and Status Quo)	YTD NetGrowth% (includes Active and Status Quo)	Member Count 12 Months Ago	Average Member Count Per Club	% of Clubs with less than 20 members	Average Cancelled Club Age	Members Lost Due to Cancelled Clubs	% of Clubs Reporting Service	% No MMR in 3 Months	% No Officer Report in 12 months	% of Clubs with balance 90+ days	Number of Zone Chairs Recorded	Number of Region Chairs Recorded	District Officers Vacancies **
410 E	T(24)	60	0	60	0%	0	0	0	874	0	874	93	79	14	1.63%	831	15	77%	0	0	92%	53%	2%	22%	10	0	
410 W	T(24)	55	0	55	0%	1	1	0	889	0	889	105	80	25	2.89%	839	16	73%	6	17	100%	29%	0%	15%	11	0	
		115	0	115	0%	1	1	0	1763	0	1763	198	159	39	2.26%	1,670	15	75%	6	17	96%	42%	1%	18%	21	0	




District Health Assessment for Multiple District 411 through December 2025

		Clubs							Membership							Member Strength		Cancellation		Reports			Finance	Leadership			
District Name	Status/ Number of Months in Status *	Active Clubs	Clubs in Status Quo	Total Clubs	% Status Quo Clubs in Financial Suspension	New Clubs	Cancelled Clubs	YTD Net Club Gain/Loss	Current Members In Active Clubs	Current Members In Status Quo Clubs	Current Total Members Count	YTD Add	YTD Drop	YTD NetGrowth (includes Active and Status Quo)	YTD NetGrowth% (includes Active and Status Quo)	Member Count 12 Months Ago	Average Member Count Per Club	% of Clubs with less than 20 members	Average Cancelled Club Age	Members Lost Due to Cancelled Clubs	% of Clubs Reporting Service	% No MMR in 3 Months	% No Officer Report in 12 months	% of Clubs with balance 90+ days	Number of Zone Chairs Recorded	Number of Region Chairs Recorded	District Officers Vacancies **
411 A		64	2	66	100%	2	2	0	1679	30	1709	170	172	-2	-0.12%	1,589	26	35%	1	42	64%	61%	6%	17%	14	9	
411 B		61	2	63	100%	3	1	2	2470	54	2524	438	162	276	12.28%	2,030	40	25%	5	3	94%	37%	0%	30%	17	5	
411 C	P	20	0	20	0%	2	1	1	576	0	576	139	41	98	20.50%	453	29	20%	2	20	90%	35%	0%	5%	6	2	
		145	4	149	100%	7	4	3	4725	84	4809	747	375	372	8.38%	4,072	33	29%	2	65	80%	47%	3%	21%	37	16	




District Health Assessment for Multiple District 412 through December 2025

		Clubs							Membership							Member Strength		Cancellation		Reports			Finance	Leadership			
District Name	Status/ Number of Months in Status *	Active Clubs	Clubs in Status Quo	Total Clubs	% Status Quo Clubs in Financial Suspension	New Clubs	Cancelled Clubs	YTD Net Club Gain/Loss	Current Members In Active Clubs	Current Members In Status Quo Clubs	Current Total Members Count	YTD Add	YTD Drop	YTD NetGrowth (includes Active and Status Quo)	YTD NetGrowth% (includes Active and Status Quo)	Member Count 12 Months Ago	Average Member Count Per Club	% of Clubs with less than 20 members	Average Cancelled Club Age	Members Lost Due to Cancelled Clubs	% of Clubs Reporting Service	% No MMR in 3 Months	% No Officer Report in 12 months	% of Clubs with balance 90+ days	Number of Zone Chairs Recorded	Number of Region Chairs Recorded	District Officers Vacancies **
412 A	T(24)	55	0	55	0%	2	0	2	844	0	844	129	85	44	5.50%	812	15	69%	0	0	67%	45%	7%	9%	13	3	
412 B	T(24)	27	0	27	0%	2	2	0	584	0	584	127	115	12	2.10%	563	22	48%	2	31	52%	41%	19%	19%	7	1	
		82	0	82	0%	4	2	2	1428	0	1428	256	200	56	4.08%	1,375	17	62%	2	31	62%	44%	11%	12%	20	4	




District Health Assessment for District 352 through December 2025

		Clubs							Membership							Member Strength		Cancellation		Reports			Finance	Leadership			
District Name	Status/ Number of Months in Status *	Active Clubs	Clubs in Status Quo	Total Clubs	% Status Quo Clubs in Financial Suspension	New Clubs	Cancelled Clubs	YTD Net Club Gain/Loss	Current Members In Active Clubs	Current Members In Status Quo Clubs	Current Total Members Count	YTD Add	YTD Drop	YTD NetGrowth (includes Active and Status Quo)	YTD NetGrowth% (includes Active and Status Quo)	Member Count 12 Months Ago	Average Member Count Per Club	% of Clubs with less than 20 members	Average Cancelled Club Age	Members Lost Due to Cancelled Clubs	% of Clubs Reporting Service	% No MMR in 3 Months	% No Officer Report in 12 months	% of Clubs with balance 90+ days	Number of Zone Chairs Recorded	Number of Region Chairs Recorded	District Officers Vacancies **
352	T(24)	54	0	54	0%	1	1	0	973	0	973	130	110	20	2.10%	957	18	54%	6	10	48%	37%	4%	9%	12	2	
		54	0	54	0%	1	1	0	973	0	973	130	110	20	2.10%	957	18	54%	6	10	48%	37%	4%	9%	12	2	



District Health Assessment for District 409 through December 2025

		Clubs							Membership							Member Strength		Cancellation		Reports			Finance	Leadership			
District Name	Status/ Number of Months in Status *	Active Clubs	Clubs in Status Quo	Total Clubs	% Status Quo in Financial Suspension	New Clubs	Cancelled Clubs	YTD Net Club Gain/ Loss	Current Members In Active Clubs	Current Members In Status Quo Clubs	Current Total Members Count	YTD Add	YTD Drop	YTD NetGrowth (includes Active and Status Quo)	YTD NetGrowth% (includes Active and Status Quo)	Member Count 12 Months Ago	Average Member Count Per Club	% of Clubs with less than 20 members	Average Cancelled Club Age	Members Lost Due to Cancelled Clubs	% of Clubs Reporting Service	% No MMR in 3 Months	% No Officer Report in 12 months	% of Clubs with balance 90+ days	Number of Zone Chairs Recorded	Number of Region Chairs Recorded	District Officers Vacancies **
409	T(24)	27	0	27	0%	1	2	-1	520	0	520	80	93	-13	-2.44%	562	19	59%	38	43	41%	63%	15%	26%	5	0	GMT
		27	0	27	0%	1	2	-1	520	0	520	80	93	-13	-2.44%	562	19	59%	38	43	41%	63%	15%	26%	5	0	




District Health Assessment for District 413 through December 2025

Status/ District Name of Months in Status *		Clubs							Membership							Member Strength		Cancellation		Reports			Finance	Leadership			
		Active Clubs	Clubs in Status Quo	Total Clubs	% Status Quo Clubs in Financial Suspension	New Clubs	Cancelled Clubs	YTD Net Club Gain/ Loss	Current Members In Active Clubs	Current Members In Status Quo Clubs	Current Total Members Count	YTD Add	YTD Drop	YTD NetGrowth (includes Active and Status Quo)	YTD NetGrowth% (includes Active and Status Quo)	Member Count 12 Months Ago	Average Member Count Per Club	% of Clubs with less than 20 members	Average Cancelled Club Age	Members Lost Due to Cancelled Clubs	% of Clubs Reporting Service	% No MMR in 3 Months	% No Officer Report in 12 months	% of Clubs with balance 90+ days	Number of Zone Chairs Recorded	Number of Region Chairs Recorded	District Officers Vacancies **
413		48	0	48	0%	0	0	0	1267	0	1267	69	115	-46	-3.50%	1,367	26	40%	0	0	65%	40%	2%	27%	11	5	
		48	0	48	0%	0	0	0	1267	0	1267	69	115	-46	-3.50%	1,367	26	40%	0	0	65%	40%	2%	27%	11	5	




District Health Assessment for District 414 through December 2025

		Clubs							Membership							Member Strength		Cancellation		Reports			Finance	Leadership			
District Name	Status/ Number of Months in Status *	Active Clubs	Clubs in Status Quo	Total Clubs	% Status Quo in Financial Suspension	New Clubs	Cancelled Clubs	YTD Net Club Gain/ Loss	Current Members In Active Clubs	Current Members In Status Quo Clubs	Current Total Members Count	YTD Add	YTD Drop	YTD NetGrowth (includes Active and Status Quo)	YTD NetGrowth% (includes Active and Status Quo)	Member Count 12 Months Ago	Average Member Count Per Club	% of Clubs with less than 20 members	Average Cancelled Club Age	Members Lost Due to Cancelled Clubs	% of Clubs Reporting Service	% No MMR in 3 Months	% No Officer Report in 12 months	% of Clubs with balance 90+ days	Number of Zone Chairs Recorded	Number of Region Chairs Recorded	District Officers Vacancies **
414	P	37	0	37	0%	1	6	-5	791	0	791	163	206	-43	-5.16%	826	21	51%	13	64	62%	41%	0%	16%	8	3	
		37	0	37	0%	1	6	-5	791	0	791	163	206	-43	-5.16%	826	21	51%	13	64	62%	41%	0%	16%	8	3	




District Health Assessment for District 415 through December 2025

		Clubs							Membership							Member Strength		Cancellation		Reports			Finance	Leadership			
District Name	Status/ Number of Months in Status *	Active Clubs	Clubs in Status Quo	Total Clubs	% Status Quo in Financial Suspension	New Clubs	Cancelled Clubs	YTD Net Club Gain/Loss	Current Members In Active Clubs	Current Members In Status Quo Clubs	Current Total Members Count	YTD Add	YTD Drop	YTD NetGrowth (includes Active and Status Quo)	YTD NetGrowth% (includes Active and Status Quo)	Member Count 12 Months Ago	Average Member Count Per Club	% of Clubs with less than 20 members	Average Cancelled Club Age	Members Lost Due to Cancelled Clubs	% of Clubs Reporting Service	% No MMR in 3 Months	% No Officer Report in 12 months	% of Clubs with balance 90+ days	Number of Zone Chairs Recorded	Number of Region Chairs Recorded	District Officers Vacancies **
415	P	22	0	22	0%	0	5	-5	372	0	372	30	83	-53	-12.47%	411	17	64%	17	51	36%	41%	0%	14%	0	0	
		22	0	22	0%	0	5	-5	372	0	372	30	83	-53	-12.47%	411	17	64%	17	51	36%	41%	0%	14%	0	0	




District Health Assessment for District 416 through December 2025

	Clubs								Membership							Member Strength		Cancellation		Reports			Finance	Leadership			
	Status/ District Name	Number of Months in Status *	Active Clubs	Clubs in Status Quo	Total Clubs	% Status Quo Clubs in Financial Suspension	New Clubs	Cancelled Clubs	YTD Net Club Gain/ Loss	Current Members In Active Clubs	Current Members In Status Quo Clubs	Current Total Members Count	YTD Add	YTD Drop	YTD NetGrowth (includes Active and Status Quo)	YTD NetGrowth% (includes Active and Status Quo)	Member Count 12 Months Ago	Average Member Count Per Club	% of Clubs with less than 20 members	Average Cancelled Club Age	Members Lost Due to Cancelled Clubs	% of Clubs Reporting Service	% No MMR in 3 Months	% No Officer Report in 12 months	% of Clubs with balance 90+ days	Number of Zone Chairs Recorded	Number of Region Chairs Recorded
416		65	0	65	0%	1	0	1	1586	0	1586	432	418	14	0.89%	1,561	24	42%	0	0	34%	49%	5%	5%	10	2	
		65	0	65	0%	1	0	1	1586	0	1586	432	418	14	0.89%	1,561	24	42%	0	0	34%	49%	5%	5%	10	2	




District Health Assessment for District 417 through December 2025

		Clubs							Membership							Member Strength		Cancellation		Reports			Finance	Leadership			
District Name	Status/ Number of Months in Status *	Active Clubs	Clubs in Status Quo	Total Clubs	% Status Quo Clubs in Financial Suspension	New Clubs	Cancelled Clubs	YTD Net Club Gain/ Loss	Current Members In Active Clubs	Current Members In Status Quo Clubs	Current Total Members Count	YTD Add	YTD Drop	YTD NetGrowth (includes Active and Status Quo)	YTD NetGrowth% (includes Active and Status Quo)	Member Count 12 Months Ago	Average Member Count Per Club	% of Clubs with less than 20 members	Average Cancelled Club Age	Members Lost Due to Cancelled Clubs	% of Clubs Reporting Service	% No MMR in 3 Months	% No Officer Report in 12 months	% of Clubs with balance 90+ days	Number of Zone Chairs Recorded	Number of Region Chairs Recorded	District Officers Vacancies **
417		82	1	83	100%	1	1	0	1685	8	1693	131	152	-21	-1.23%	1,643	21	54%	8	13	99%	28%	0%	7%	16	5	
		82	1	83	100%	1	1	0	1685	8	1693	131	152	-21	-1.23%	1,643	21	54%	8	13	99%	28%	0%	7%	16	5	



District Health Assessment for District 418 through December 2025

<div></div> <div>Status/ District Name</div> <div>Number of Months in Status *</div>		Clubs							Membership							Member Strength		Cancellation		Reports			Finance	Leadership			
		Active Clubs	Clubs in Status Quo	Total Clubs	% Status Quo Clubs in Financial Suspension	New Clubs	Cancelled Clubs	YTD Net Club Gain/ Loss	Current Members In Active Clubs	Current Members In Status Quo Clubs	Current Total Members Count	YTD Add	YTD Drop	YTD NetGrowth (includes Active and Status Quo)	YTD NetGrowth% (includes Active and Status Quo)	Member Count 12 Months Ago	Average Member Count Per Club	% of Clubs with less than 20 members	Average Cancelled Club Age	Members Lost Due to Cancelled Clubs	% of Clubs Reporting Service	% No MMR in 3 Months	% No Officer Report in 12 months	% of Clubs with balance 90+ days	Number of Zone Chairs Recorded	Number of Region Chairs Recorded	District Officers Vacancies **
418		54	0	54	0%	0	0	0	1364	0	1364	84	127	-43	-3.06%	1,216	25	37%	0	0	93%	35%	0%	15%	10	0	
		54	0	54	0%	0	0	0	1364	0	1364	84	127	-43	-3.06%	1,216	25	37%	0	0	93%	35%	0%	15%	10	0	



District Health Assessment for Ident 5947 - SOMALIA - UND through December 2025

Status/ District Name of Months in Status *		Clubs							Membership							Member Strength		Cancellation		Reports			Finance	Leadership			
		Active Clubs	Clubs in Status Quo	Total Clubs	% Status Quo Clubs in Financial Suspension	New Clubs	Cancelled Clubs	YTD Net Club Gain/ Loss	Current Members In Active Clubs	Current Members In Status Quo Clubs	Current Total Members Count	YTD Add	YTD Drop	YTD NetGrowth (includes Active and Status Quo)	YTD NetGrowth% (includes Active and Status Quo)	Member Count 12 Months Ago	Average Member Count Per Club	% of Clubs with less than 20 members	Average Cancelled Club Age	Members Lost Due to Cancelled Clubs	% of Clubs Reporting Service	% No MMR in 3 Months	% No Officer Report in 12 months	% of Clubs with balance 90+ days	Number of Zone Chairs Recorded	Number of Region Chairs Recorded	District Officers Vacancies **
Ident 5947 - SOMALIA		3	0	3	0%	1	1	0	59	0	59	26	20	6	11.32%	54	20	33%	8	20	0%	67%	0%	33%	0	0	
		3	0	3	0%	1	1	0	59	0	59	26	20	6	11.32%	54	20	33%	8	20	0%	67%	0%	33%	0	0	

* - District Status: P - Provisional, T - Transitional.

** - District Officers Vacancies: DG - District Governor, 1st VDG - First Vice District Governor, 2nd VDG - Second Vice District Governor.